

# luminaLinear

## High Intensity Wattage Switchable LED High/Low Bay

- Designed for warehouse aisles, utilising the fitting's rectangular lighting pattern
- Suitable for both High Bay & Low Bay applications 4-12m
- Perfect for racking, warehouses, large retail and factories
- Plug-in motion sensor

### CASAMBI



100W  $\equiv$  250W  
MH/SON 60% Energy Saving

200W  $\equiv$  400W  
MH/SON 50% Energy Saving

Quality Assured  
Product Warranty<sup>2</sup>  
**7 Year**

On site  
Warranty<sup>2</sup>  
**2 Year**

Colour Rendering  
Index<sup>3</sup>  
**80**

Lumens  
Maintenance Ratio<sup>3</sup>  
**L80 B10**

Water & Dust  
Protected  
**IP65**

Surge  
Protected  
**4000V**

Impact  
Rating  
**IK08**

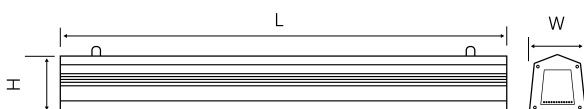
Operating  
Hours  
**50,000**

#### Technical Specification

Construction	Aluminium + Polycarbonate
Driver	Sosen
LED Chip	Samsung
Input Voltage	220-240VAC, 50 / 60Hz
Power Factor	>0.9
Operating Temp	-20°C to +35°C (Emergency version min temp 0°C)
Standard	CE & UKCA

Optional infra-red remote control available for microwave sensor versions.

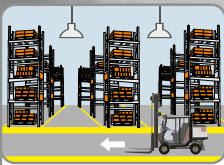
Quick and easy adjustment for multiple fittings; dimming level, presence detection, light levels & automatic on-off time. Average 15m range



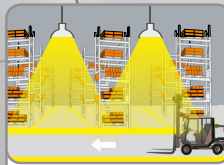
technical@bellighting.co.uk  
sales@bellighting.co.uk



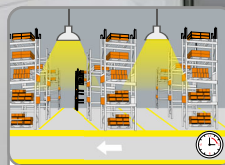
**3 Step Dimming Function**



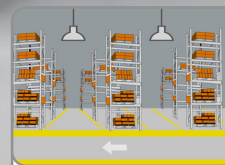
With sufficient natural light, the fitting does not switch on when presence is detected.



With insufficient natural light, the sensor switches on automatically when presence is detected.



After the hold-time, the sensor dims the fitting to the pre-set low light level if no motion is detected.



Fitting switches off after the stand-by period has elapsed if no motion is detected.

**7 Year Gold Warranty**

Code	W	Description	Lm	Temp	Weight	LxHxW (mm)
70340	100/150/200	Illumina Linear Wattage Switchable LED High Bay High Area 90°	15862-31723			
70342	100/150/200	Illumina Linear Wattage Switchable LED High Bay Low Area 120°	15972-31944	4000K	4.9Kg	981x109x126
70343	100/150/200	Illumina Linear Wattage Switchable LED High Bay High Rack	15549-31097			
70344	100/150/200	Illumina Linear Wattage Switchable LED High Bay Low Rack	15717-31443			
15189	-	Casambi PIR	-	-	-	-
15191	-	Casambi Microwave Sensor	-	-	-	-
70341	-	Plug-in Sensor	-	-	-	-
11449	-	Emergency Pack	-	-	-	-
06772	-	Remote Control for Plug-In Sensor	-	-	-	-